
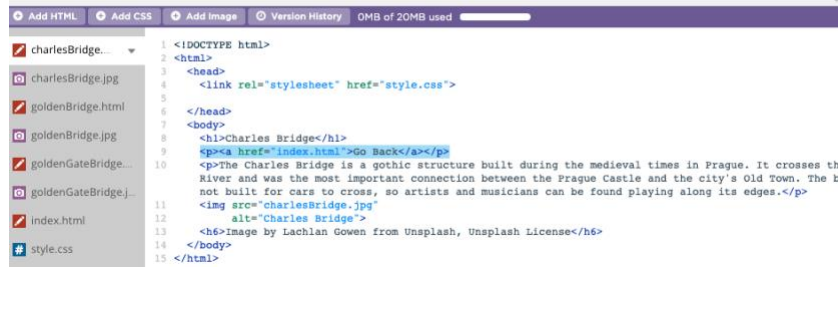
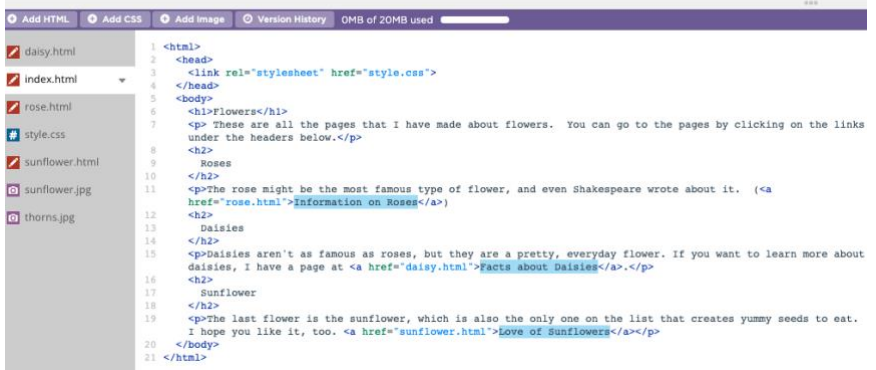





| | |
|--|---|
| <p>1 Just use Inspector tool to examine the Webpage</p> <p>2 Index.html Do This</p> <ul style="list-style-type: none"> Look at the working links and see how they work. Add code that will link from the index page to the Charles Bridge page. Add code that will link the Charles Bridge page to the index page.  | <p>charlesBridge.html Do This</p> <ul style="list-style-type: none"> Look at the working links and see how they work. Add code that will link from the index page to the Charles Bridge page. Add code that will link the Charles Bridge page to the index page.  |
| <p>3 Do This</p> <ul style="list-style-type: none"> Read the code or click on the links to see where they go. Change the names of the links to make it clear where they will take you.  | <p>4 Do This</p> <ul style="list-style-type: none"> Click on the links in "index.html" and see which ones are broken. Change the file names and link href attributes so that they follow good naming conventions such as: <ul style="list-style-type: none"> Avoid special characters such as \$, %, /, etc. Make sure the name has a specific meaning that helps you know what the page is Use dashes (-) or underscores (_) instead of spaces. Keep the names as short as possible and still have a clear meaning.  <p>You need to also change the file names that make sense to you</p> |
| <p>5 index.html Do This</p> <ul style="list-style-type: none"> Look over the navigation bar on "index.html". Add the same navigation bar to the other three pages.  | <p>5 bicycle.html</p>  |
| <p>5 tricycle.html</p> | <p>5 unicycle.html</p> |

| | |
|---|---|
| <pre> 5 <h1>Tricycle</h1> 6 <h2> They're For Adults Too! </h2> 7 <p> When many people think of tricycles, or trikes, they fall. </p> 8 <p>And while that may be true, that is not their only us have larger baskets on the back two wheels to carry thin 9 <p> It is a favorable vehicle for children and older adu stand upright rather than the rider having to keep the b 10 <button>Home</button> 11 <button>Unicycle</button> 12 <button>Bicycle</button> 13 <button>Tricycle</button> 14 </body> 15 </html> </pre> | <pre> 7 <p> A one wheeled vehicle powered by a person, unicycle: of years. Typically known to be in circuses, the unicyc. With normally just a wheel, a frame, a seat, and pedals 8 <p> Here are some more fun facts about unicycles </p> 9 10 Many different types of sports have been created (etc.) 11 There are different kinds of unicycles now too (m etc.) 12 Rupert Grint, who plays Ron Weasley in the Harry : 13 14 <button>Home</button> 15 <button>Unicycle</button> 16 <button>Bicycle</button> 17 <button>Tricycle</button> 18 </body> 19 </html> </pre> |
|---|---|

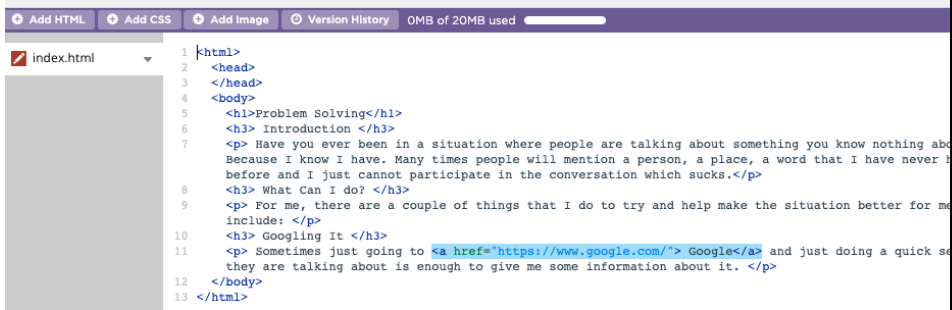
6 Skip this one the End of Lesson block video covers more

7
a

Examine external link make one if you want

Do this:

- Look at the code that links to Google and see how it works
- Link your favorite websites and tell us why you like them!



```


1 <html>
2 <head>
3 </head>
4 <body>
5 <h1>Problem Solving</h1>
6 <h3> Introduction </h3>
7 <p> Have you ever been in a situation where people are talking about something you know nothing about?
Because I know I have. Many times people will mention a person, a place, a word that I have never heard of
before and I just cannot participate in the conversation which sucks.</p>
8 <h3> What Can I do? </h3>
9 <p> For me, there are a couple of things that I do to try and help make the situation better for me. I will
include: </p>
10 <h3> Googling It </h3>
11 <p> Sometimes just going to <a href="https://www.google.com/"> Google</a> and just doing a quick search
they are talking about is enough to give me some information about it. </p>
12 </body>
13 </html>

```

7
b

Do this:

- Look at the code that makes the first two images on the [index.html](#) page into links.
- Use that same code pattern to turn the second two images into links, too.



```

1 <!DOCTYPE html>
2 <html>
3 <head>
4 <link rel="stylesheet" href="style.css">
5 </head>
6 <body>
7 <h1>World's Biggest Waterfall</h1>
8 <p>What is the biggest waterfall in the world? It depends on how you measure them! Here are the tallest,
the widest, and the largest sheet of water.</p>
9
10 <p>Click on the pictures to learn more!</p>
11
12
13 <a href="angelfalls.html"> </a>
14
15 <a href="KhonePhaphengFalls.html"> </a>
16
17 <a href="victoriafalls.html"></a>
18
19 <a href="niagarafalls.html"></a>
20
21 </body>
22 </html>

```